

Student's Name _____

Teacher's # _____ Branch _____

Score: _____ (Check one): *passed* _____ *needs more study* _____

Total Perfect Score = 82 Passing Score = 58 (70%) Convention Eligibility = 66 (80%)

Keyboard
1

CERTIFICATE OF MERIT™



Musical Knowledge Examination


KEYBOARD: LEVEL 1

2008 Edition

Ear Training – Set C

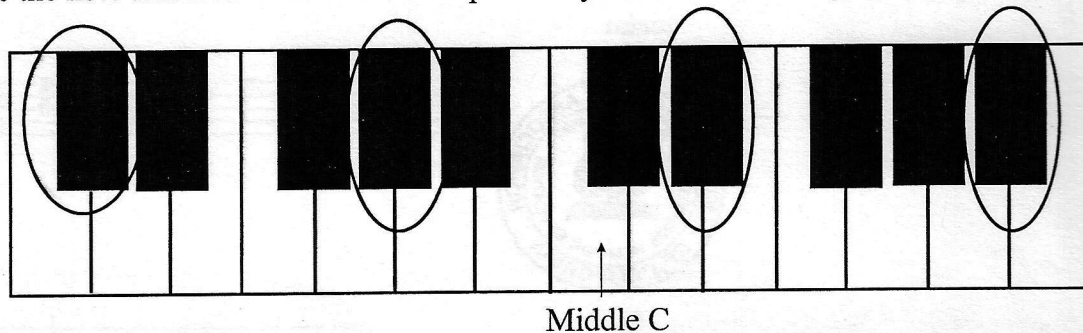
Copyright © 2008 Music Teachers' Association of California

1. Write the letter name for each note. (7 points)




G
(example) _____

2. Circle the note that matches each circled piano key. The first one is given. (3 points)




3. Name each interval: 2nd, 3rd, 4th, 5th, 6th, 7th, or 8th (octave). (7 points)




5th
(example) _____

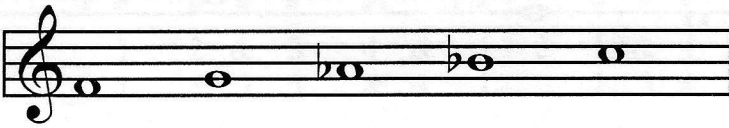
4. Name each five finger pattern. Tell if each is Major or minor. (10 points)

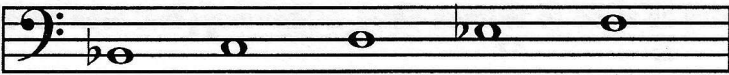



C Major
(example)











5. Name each triad. Tell if each is Major or minor. (10 points)



C Major
(example)

6. Name the Major key for each of these key signatures. The first one is given. (3 points)

F Major (example) _____ Major _____ Major _____ Major

7. Add the correct sharps (#) or flats (b) to complete these Major scales. (3 points)

G Major Scale

F Major Scale

D Major Scale


8. Check the correct Roman Numeral for each primary triad in this example. (3 points)


_____ I _____ IV I
 _____ V _____ V V

9. Are the primary triads in question 8 Major or minor? Check the answer. (1 point)

_____ Major _____ minor

10. Check the correct name for each note or rest. (2 points)

a.  _____ quarter note
 _____ half note

b.  _____ half rest
 _____ eighth rest

11. Check the correct counting for each example. (2 points)



$\frac{3}{4}$  |  |  |  ||



_____ 1 2 3 1 2 3 1 2 3 1 2 3
 _____ 1 2 3 1 & 2 & 3 1 2 3 1 2 3




$\frac{4}{4}$  ||




_____ 1 2 & 3 4 & 1 2 3 & 4 1 2 3 4 1 2 3 4
 _____ 1 & 2 3 & 4 1 2 3 4 1 2 3 4 1 2 3 4

12. Check the note that receives the same number of beats as each rest in $\frac{4}{4}$ time. (4 points)


a.  _____ 

c.  _____ 

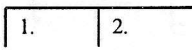
b.  _____ 
 _____ 

d.  _____ 
 _____ 

13. Check the meaning for each term or symbol. (9 points)


a.  _____ gradually slower
_____ gradually softer

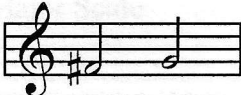
b. *mp* _____ medium soft
_____ very soft

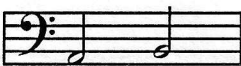
c.  _____ play the music twice as fast
_____ first and second ending

d. *pp* _____ very soft
_____ very slow

e.  _____ use damper pedal
_____ repetition

f.  _____ accidental
_____ tenuto

g.  _____ half step
_____ whole step

h.  _____ half step
_____ whole step

i.  _____ tenuto
_____ staccato

Answer these questions about this music from a Sonatina by Biehl. (11 points)

14. According to the key signature, what is the Major key?
 _____ G Major
 _____ C Major
15. How will the music sound in measure 1?
 _____ loud
 _____ soft
16. How will the first three notes in measure 2 sound?
 _____ legato
 _____ staccato
17. How will the music sound at the end of measure 4?
 _____ medium loud
 _____ loud
18. What is the name for the five finger pattern that is circled in measures 1-2?
 _____ C Major
 _____ d minor
19. What type of rest is used in measure 2?
 _____ half rest
 _____ quarter rest
20. What is the name for the circled note in measure 4.
 _____ C
 _____ A
21. What is the Roman Numeral for the left hand chord in measure 1?
 _____ I
 _____ V
22. Name each boxed interval (2nd, 3rd, etc.).
 a. _____
 b. _____
 c. _____

EAR TRAINING EVALUATION

This is your Level 1 ear training evaluation. Listen to each question and its musical example.
Circle your answer. Each example will be played two times. (7 points)

1. Major



minor



2. Legato touch

Staccato touch

3. Major



minor



4. Third




Seventh



5. A.



B.



6. A.



B.



7. Loud to soft

Soft to loud